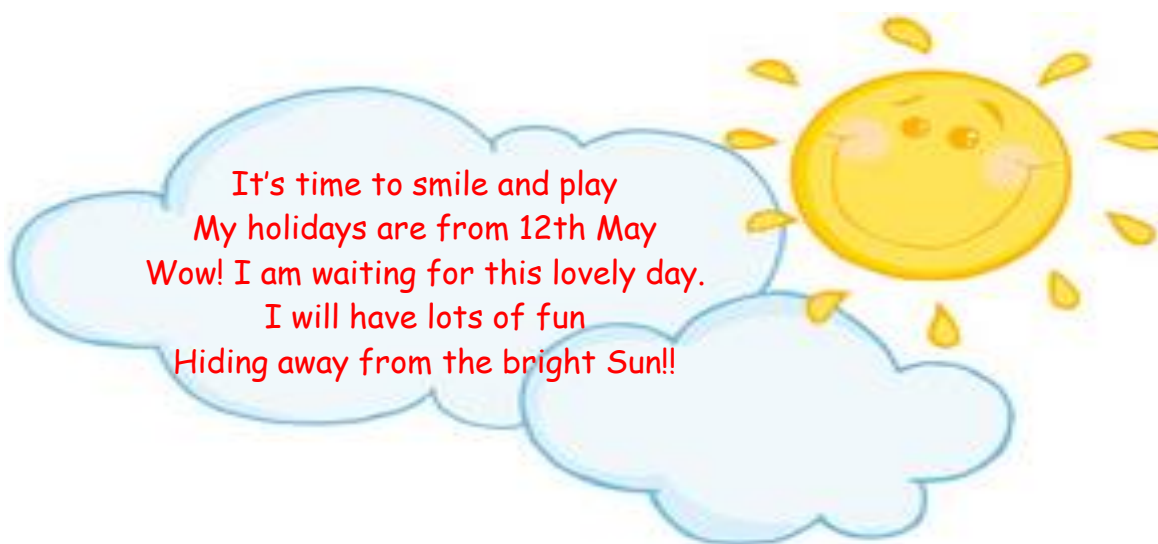




Gyan Devi Salwan Public School

KG HOLIDAY HOMEWORK

(2017-2018)



It's time to smile and play
My holidays are from 12th May
Wow! I am waiting for this lovely day.
I will have lots of fun
Hiding away from the bright Sun!!


Summer holidays are that time of the year when you get an opportunity to spend lots of quality time with your child. Following are a few important tips which will help you make the best utilization of the summer holidays:

- Make a time-table of the daily routine of your child. For example, watching TV, playing outside, revision of concepts etc. Allot time slots for each and encourage him/her to follow it.
- For better understanding of phonic sounds, please refer to the following link:
http://www.dailymotion.com/video/xlvqb8_phonics-song-nursery-rhyme_music
- Revise the following rhymes from the **Rhyme book**:
- **English**
 - Clap your Hands.....
 - Have you seen the baby duck..
 - This is the father....
 - Tommy Thumb
- **Hindi**
 - Ma tu kitni achi hai
 - Channa ka dana
- Have daily conversation on at least one good value, a safe environment tip and a healthy eating habit.

- To make the holidays fun filled, we have planned an interesting holiday assignment, which is to be submitted on Monday, 03 July 2017 in an attractive folder/ paper bag designed by your child.
- Visit a **Historical monument / Dolls Museum / Science Museum/Book store** with your child. Click **photographs** and make a collage on an **A4 sheet**. Also make him/her learn a few lines on the visit for **Show and Tell activity** which will be held in the month of July.

Language Development

- Encourage your child to converse in English.
- Narrate simple stories to your child; ask to recall some characters and incidents of the story by asking simple questions related to the story.
- Encourage your child to use magic words like 'thank you', 'please', 'excuse me' and 'sorry'.
- Make him/her learn to write his/her name, father , mother and sibling's name(if applicable)
- Introduce story books/ picture books to your child and discuss the things seen in the pictures as well as the lesson learnt from the story. Encourage your child to weave a story with a little encouragement from you. The same may be animated by you for a great learning outcome. Make him/her learn any one story with actions for Story Telling Activity after the vacation.
- On **A 4 size coloured pastel sheet** help your child in making a picture card of each vowel a, e, i , o , u words eg:



- On **A-4 size coloured pastel sheet** help him/her to draw or paste pictures of 2,3,4- letter words.



- Practice cursive a-z (5 times).
- Practice अ - अः (5 times).

Social Development

- Make him/her learn any one poem with actions on 'Health and Hygiene'.
- Teach your child to keep his/her toys and belongings back in their place.
- **Father's Day Activity :**
"Create your own tie"! Help your ward to decorate a tie, gift wrap the same and present it to dad or granddad.



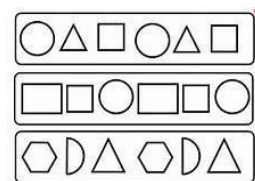
Creative Development

- **Best out of Waste:** Make any one object book marks, greeting cards or photo frames from waste material.



Logical Development

- Help him/her **make a collage** using different shapes like:
 - Write counting 1 – 70 (5 times).
 - Back counting 10-0 (5 times).



Physical Development


- Take the child with you for morning/evening walk.
- Introduce the benefits of yoga and practice simple asanas with your child.
- Encourage your child to eat healthy food and drink lots of water during summer season.



- Play dough is great for strengthening hand muscles. Squash it, squeeze it and pound it! Rolling out play dough with both hands together is good for coordination as well as for exercising the hand and wrist muscles.

- **Suggested Story Book Series:**

- ❖ Pepper
- ❖ Bruno
- ❖ Bubbles
- ❖ Noddy



- **Suggested Television Channels:**



- **Suggested Movies to watch:**



- **Suggested places to visit:**



A decorative border of ice cream cones surrounds the page. The cones are arranged in a rectangular frame, with each cone having a yellow top, a pink middle, and a brown bottom. The border is composed of 20 cones on each side, totaling 80 cones.

Note:

- Kindly use **3-in-1 notebook** for Hindi (5 lines), English (4 lines), Maths for written holidays homework.
- Ensure that all the work is done by the child under your guidance. Submit the same when the school reopens.
- We are sure that with your cooperation and encouragement your child will certainly be more refreshed and energetic when he/she returns to school.

Wishing you all happy times together!!